

HEAT RECOVERY VENTILATOR

Model 12LC

890 to 1170 cfm (0.4 in. w.g.)



VB0062

FOR LIGHT COMMERCIAL APPLICATIONS

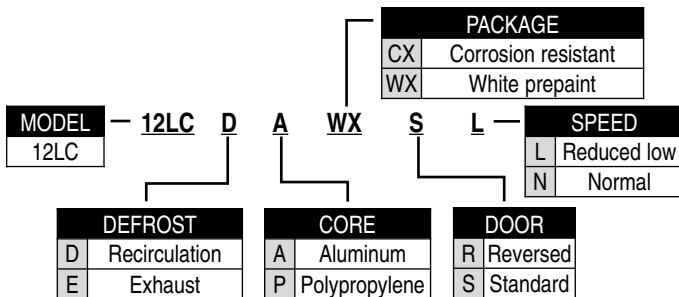
High CFM ventilation for small business owners concerned about indoor air quality (excess moisture, smoke, odors and cleanliness). Suitable for installation above a suspended ceiling, mechanical room or suspended from a ceiling, this model delivers year-round comfort and sensible heat recovery with virtually no cross leakage. On this unit, the heat exchange efficiency can reach up to 60%.

- Best efficiency in its category
- The most compact unit on the market
- Only 24.5" high for false ceiling installation
- Defrost system
- Two-speed control
- Low voltage remote switch

Repairs and maintenance

All parts of the 12LC such as the large access door and the entire motor sub-assembly can be removed for ease of maintenance. Furthermore, the electronic circuit board reduces electro-mechanical parts, minimizing repair time to a minimum.

Ordering example



Available at:

Controls

- Built-in electronic circuit board ready to receive one of the following main controls:
 - Venta (Venmar) no. 40310
 - Basic (vånEE) no. 40210
- One or more of the following optional controls can be added:

Controls	vånEE No.	Venmar No.
Humidity Control	200694	11297
20-min. lighted push button	1806110	12030
60-min. mechanical timer	00910	00910

Heat recovery cores

Dimensions: 12" x 12" x 13.125"

Exchange surface: 200 ft²

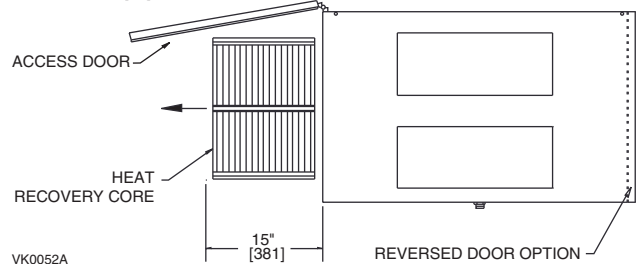
Weight: 9.5 lb

Type: Plate to plate core

Material: Polypropylene (3) or aluminum (3)

Warranty: 15 years

A MINIMUM OF 15" [381] CLEARANCE FROM ANY OBSTRUCTION IS REQUIRED FOR REMOVAL OF HEAT RECOVERY CORES, FANS, ETC. THE ACCESS DOOR CAN BE REMOVED FROM CABINET WITH ONLY 2" [51] OF CLEARANCE.



Options

- Aluminum heat recovery cores
- Reversed access door
- Medium efficiency air supply filters
- Recirculation defrost module
- Reduced low speed
- Flow measuring stations

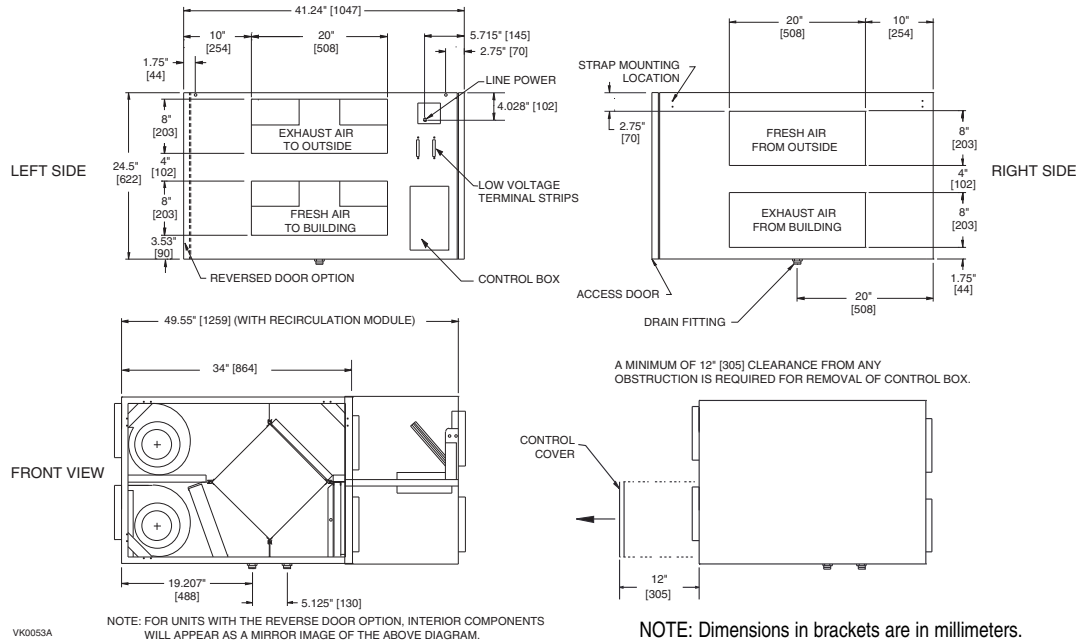
Requirements and Standards

- Complies with the CSA C22.2, no. 113 Standard applicable to ventilators
- Complies with the CSA F444 requirements regulating the installation of Heat Recovery Ventilators
- Complies with UL Standard 1812 - ducted Heat Recovery Ventilators

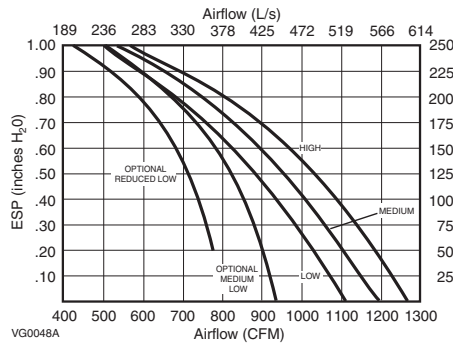
Warranty

The 12LC unit is fully protected by a 2-year warranty on parts, the best in the industry, and the heat recovery cores are covered by a 15-year warranty.

Dimensions and Service Clearances: 12LC

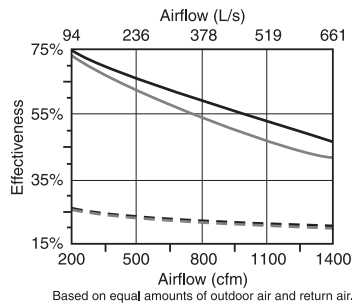


Performances



NOTE:
Units are factory set on low speed as minimum setting. The reduced low speed is optional and is factory set. Use of MEF filters will add an additional system pressure of: 0.18 in. w.g. @ 1200 cfm with clean filters.

Effectiveness



Ratings outside the scope of the ARI Energy Recovery Ventilation Certification Program.

VG0049A

NOTE: All specifications are subjected to change without notice.

Specifications and Ratings

- Model: 12LC
- Total assembled weight:
 - With polypropylene cores: 186 lb
 - With aluminum cores: 208 lb
- All duct connections: 20" x 8"
- Drains: 3/4" threaded fittings
- Housing: 20 ga. pre-painted steel
- Filters : 6 reticulated washable foam filters (20 ppi) and 3 optional disposable 30% medium efficiency filters
- Mounting: Reinforced rubber straps
- Insulation: 1" foil faced and 1" acoustic fiberglass wool
- Supply & Exhaust Blower motors:
 - Motor type: PSC motors with sealed sleeved bearings, 3 speeds (2 available to customer)
 - R.P.M.: 1625 - H.P.: 1/3
 - Fan type: direct drive centrifugal blower 7 1/2" x 6"
 - Housing: Galvanised steel
- Fan Speed control:
 - Low, medium & high speed
 - 2 speeds available to user
 - Low (or optional reduced low) or medium (or optional reduced medium) speed is selected at the time of installation
- Unit electrical characteristics:

Volts	Amps	Watts
115	11.7	1275

Submitted by:		Date:	Project:
Qty:	Model no.:	Remarks:	Location:
			Architect:
			Engineer:
			Contractor:

